

The Kandi COCO is a fully electric car with a 60 mile range. These cars are ideal for:

- Master planned communities
- Urban Environments
- Golf Communities
- RV Camps
- College and Industrial Campuses
- Rental Fleets
- Resorts and Amusement Parks
- The environmentally conscious

Disclaimer:

To insure safety, LSVs (Low Speed Vehicles) are legal to drive on streets posted up to 35 mph but are prohibited from going speeds over 25 mph in most areas per state and local laws (please confirm with your local DMV). To comply with legal restrictions, LSVs are shipped with speed limiter settings @ 25mph.

TAX CREDIT

As of January 1, 2010, the Federal Stimulus Act carries a provision that allows a Qualified Plug - In Electric Low Speed Vehicle to receive a tax credit on new purchases for 10% of the vehicle purchase price. With some state incentives totaling up to 50% of the purchase price, the Kandi COCO may qualify for up to a 60% total combined tax credit.



Solus International Corporation
The exclusive distributor of the Kandi COCO

website: www.soluscorp.com

email: sales@soluscorp.com

phone: 866 . 425 . 8967



KANDI
www.soluscorp.com



Fully Electric Cars



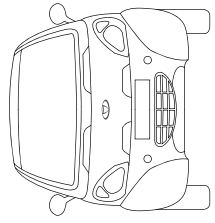
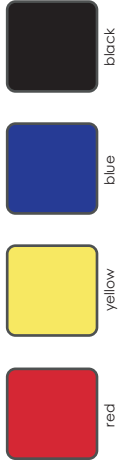
Hardtop COCO



Convertible COCO

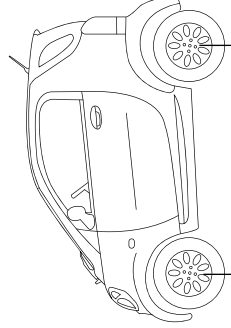


weather kit option



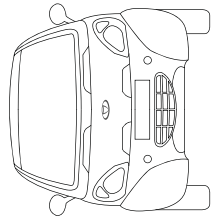
61.5" height

60.9" width



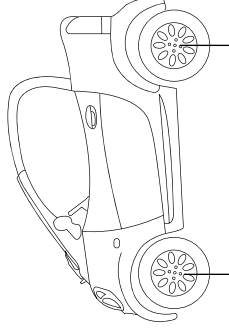
71.3" wheelbase

103.6" length



61.5" height

60.9" width



71.3" wheelbase

103.6" length

2010 Hard Top (KD18E)

AC Motor 72V
 Rated Power 8kw/11hp (Optional 18hp)
 Six 12 V Deep Cycle Lead Acid Batteries (Trojan)
 External Dimensions: 103.6" x 60.9" x 61.5"
 Wheelbase: 71.3"
 Curb Weight: 1609 lbs
 Transmission: Automatic with Reverse, Shaft Drive
 Brake (front / rear): 4 Disc Brakes
 Suspension: Strut Independent with Stabilizer Bar
 Max Speed: 35 mph (Optional 45 mph)
 Range: 60 miles per charge
 Charge Time: 6-7 hours
 Tires: 165/70R13
 Audio System with AM/FM and MP3 Player
 Air Conditioning
 Power Windows
 Defroster

2010 Convertible (KD08E)

AC Motor 72V
 Rated Power 6kw/8hp (Optional 18 hp)
 Six 12 V Deep Cycle Lead Acid Batteries (Trojan)
 External Dimensions: 103.6" x 60.9" x 61.5"
 Wheelbase: 71.3"
 Curb Weight: 1587 lbs
 Transmission: Automatic with Reverse, Shaft Drive
 Brake (front / rear): 4 Disc Brakes
 Suspension: Strut Independent with Stabilizer Bar
 Max Speed: 35 mph (Optional 45 mph)
 Range: 60 miles per charge
 Charge Time: 6-7 hours
 Roll Bar with Rag Top
 Tires: 165/70R13
 Audio System with AM/FM and MP3 Player